

UPDATED: OCTOBER 2015

FACT SHEET

Washington State Community Health Centers

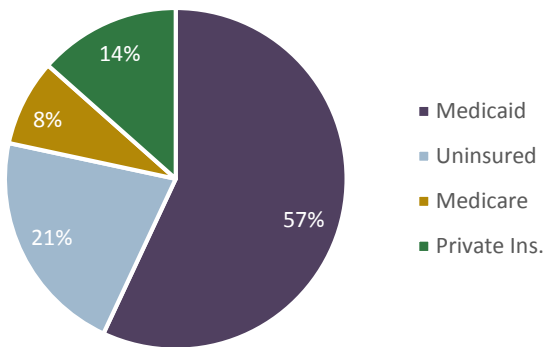
2014

26 COMMUNITY HEALTH CENTERS

236 SERVICE DELIVERY SITES

885,210 TOTAL PATIENTS

INSURANCE STATUS



Key Safety Net Providers

Washington's Community Health Centers (CHCs) are local, non-profit, community-owned health care providers serving low-income and medically underserved communities.

In 2014, CHCs were the health care home for **885,210** individuals. Of these patients:

- 21% of patients were uninsured (189,507)
- 57% of patients were on Medicaid (504,158)
- 35% of patients were age 19 and under (321,359)

CHCs form a statewide network of thousands of staff exchanging information, ideas, and best practices. In this way, CHCs leverage their resources to expand health care access to more patients, creating Washington's largest primary care safety net.

Experienced

Washington CHCs have over 40 years of experience delivering quality primary care tailored to the needs of underserved populations in each community. Services include education, prevention, and early intervention services that help patients lead full and productive lives. By investing in quality patient care on the front end, and encouraging a regular doctor/patient relationship, CHCs prevent new health problems and minimize costs. CHCs continue to improve access to care by providing culturally sensitive care, health education, outreach, and case management in multiple languages.



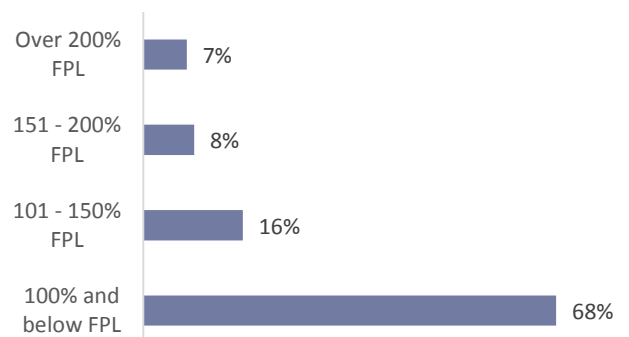
CHCs are a positive and significant economic engine for Washington State. In 2013, Washington CHCs injected \$692 million in operating expenditures directly into local economies. These expenditures produced additional indirect and induced economic activity of \$620 million for an overall positive impact of \$1.3 billion. In addition, CHCs directly generated 6,483 full-time jobs and supported an additional 4,040 jobs in other industries.¹

Essential

Washington CHCs provide **access to all** patients who walk through the door, regardless of their ability to pay. The statewide network of CHCs:

- Reduce health care disparities. The majority of patients (68%) live at, or below the federal poverty level and over one half of patients (55%) are visible minorities.
- Washington CHC's enrolled 310,337 people in Washington Apple Health and Qualified Health Plans between October 2013 - March 2015.**

INCOME LEVEL



WASHINGTON CHCs PROVIDE A WIDE ARRAY OF SERVICES...

PRIMARY CARE SERVICES

- General primary medical care
- Prenatal care
- Dental care
- Mental health treatment/ counseling
- Substance abuse treatment/ counseling
- Hearing screening
- Vision screening
- Pharmacy

PREVENTIVE SERVICES

- Pap smear
- Smoking cessation
- HIV testing and counseling
- Diabetes screening
- Maternity Support Services
- Blood pressure monitoring
- Blood cholesterol screening
- Weight reduction programs

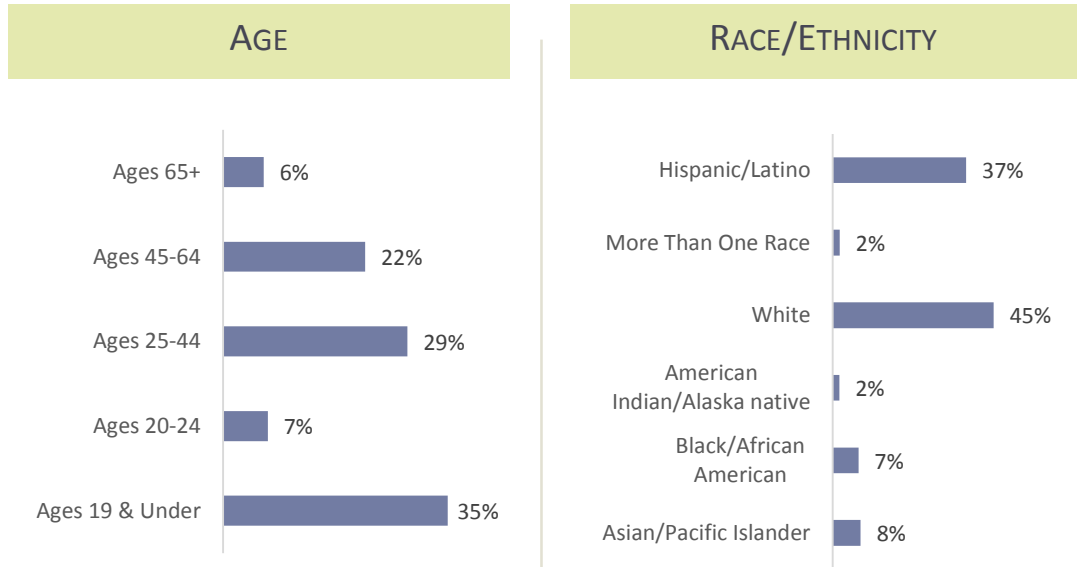
WRAPAROUND SERVICES

- Outreach
- Case management
- Eligibility assistance
- Health education
- Interpretation/translation services
- Transportation

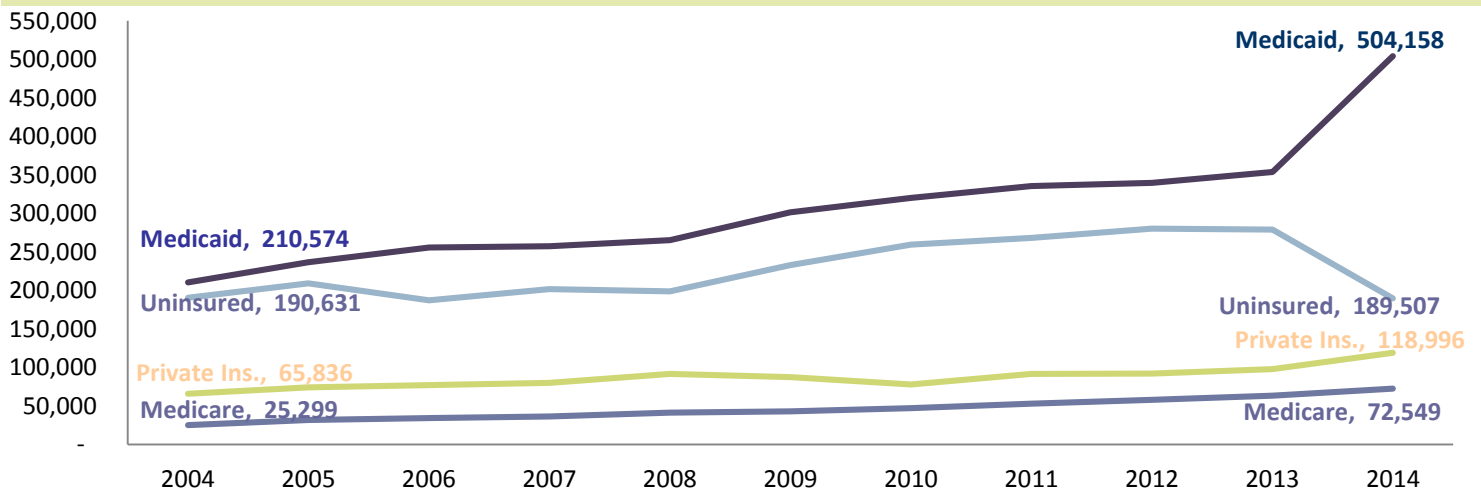
Efficient

CHCs are part of the health care solution. In 2006, the Washington State health care system wasted \$355 million in avoidable emergency room visits. These non-emergent visits could have been treated more cost effectively at a CHC.³ From chronic disease management to evidence-based clinical practice, CHCs deliver good health outcomes and are extremely efficient.

By zeroing in on conditions that significantly drive up costs - such as asthma, diabetes, and hypertension - health centers simultaneously improve patient health and control unnecessary spending. This model reduces the need for more expensive hospital in-patient and specialty care and produces significant savings for the health care system.



ALL CHC PATIENTS BY INSURANCE STATUS - WASHINGTON STATE, 2004-2014



Data Source – The data used in this fact sheet comes from the Uniform Data System (UDS), a core system of information appropriate for reviewing the operation and performance of health centers. UDS is a reporting requirement for Health Resources and Service Administration grantees, including community health centers. The following methodology was utilized:

- Total patient, demographic, and insurance data: 2014 data is from all 26 of Washington’s Community Health Centers.(CHCs).
- All Patient Insurance Status data 2004-2014: Numbers include 22 original WACMHC members in 2004, expanded to all 26 current CHCs in Washington
- All Patient Insurance Status data 2004-2014: Numbers are estimated for CHCs that operate clinics outside of Washington State

¹“The Economic Impact of Washington’s Community Health Care Centers” Capital Link, June 2014.
² WA State OFM 2010 Uninsured estimates: 819,196 Total patients 82,938 Children 0-19, <http://wa-state-ofm.us/SPSONline/>
³“Access to Community Health and Wasted Expenditures on Avoidable Emergency Room Visits: Summary of Findings, 2006” NACHC, Sept. 2006.
 **Data reports enrollments from October 2013 - March 2015 as required by receipt of Health Resources and Services Administration funding.

